



**THE FACE OF A BIRDMAN REVEALED WITHIN
ORB CRATER ATOP BARKING DOG ON MARS**

Question asked of MARS: Have you had any luck imaging the “orb crater” on The Barking Dog figure at the “New Cydonia” that you found in the ESA image of the Ruell Vallis of Mars?



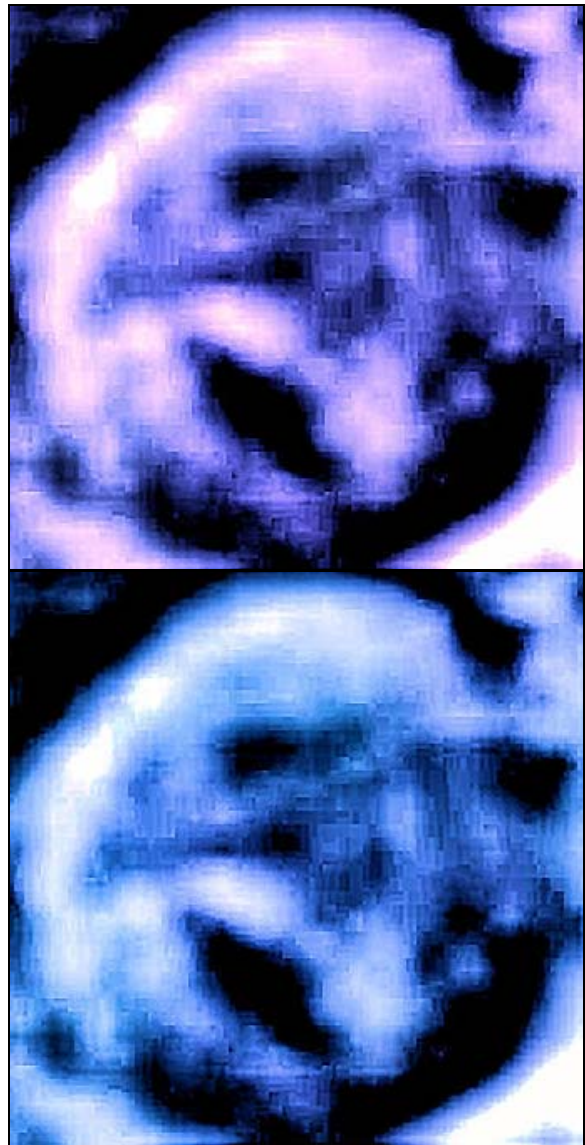
Andrew D. Basiago, president, Mars Anomaly Research Society (MARS): Yes! We have closely studied the orb crater that sits atop The Barking Dog in the Ruell Vallis of Mars (*below, right*). We first thought that this was the mantis-like face of an extraterrestrial being. It is not. We had mistaken the mouth on this terra-form of a face for the almond-shaped eye of a “Gray.” Additional photo-analysis has revealed this face to be that of a “Birdman,” which is to say a hominid with a distinctively bird-like mouth.



The Barking Dog, Reull Vallis, Mars

Color Filtering shows a Birdman’s Face

Color filtering has shown that inside this orb crater is a round, smiling face with a mouth like the beak of a bird (*below*). This might depict a Martian species or simply be a cartoon of an imaginary creature with human and avian traits.




The Birdman Orb Crater, Ruell Vallis, Mars



The Face of a Birdman Revealed, page 2

A Robotic Statue in a Sombrero


The area around the nose of the face is obscured by several statues that are robot-like. One is wearing a broad-brimmed hat (*below*).



Robot Statue, Orb Crater, Ruell Vallis, Mars

A Demonic Statue with a Pointy Chin

A cluster of other Martian entities, resembling gremlins or demons, including one with big ears and a pointy chin, surrounds the robot (*below*).




Entity Statues, Orb Crater, Ruell Vallis, Mars



The Face of a Birdman Revealed, page 3

Byzantine Bric-a-Brac

This kind of dense statuary, first discovered in NASA image PIA10214, exemplifies the Martian penchant for terra-forming the ground into byzantine bric-a-brac of bizarre faces of beings of different types. Here (*below*), we see that the entity with big ears and a pointy chin is robed, like a demonic being dressed as an angelic one.



Demon Statue, Orb Crater, Ruell Vallis, Mars

So Martian a Planet

I think this finding sets a precedent in Mars anomaly research. We have now passed the threshold test of admissibility for the evidence from Mars establishing the existence of life there. Mars is inhabited and, in different places, its inhabitants have terra-formed the surface of the Red Planet into very imaginative art works.

The way in which further scrutiny compelled us to reframe our initial assumptions is instructive. We thought we were looking at the familiar face of an ET, but after undertaking additional photo-analysis with a view to excluding preconceived notions, we found that we were actually looking at something less exotic but far stranger. This is how we should explore our neighbor Mars. We should always endeavor to see Mars for the first time, as it were, for in the truest sense, we are.

We must also remember that we are looking at the art work of a civilization on another planet, a civilization that we know little about. We must resist the temptation to draw unfounded conclusions about what these statues tell us about the Martians. Earth has many statues of angels and demons, of gargoyles and dragons, but is not inhabited with the reliquary of the imagination. In the final analysis, this new data seems to reveal that the Martians are very much like us in their mental and emotional selves, for statues like these also exist on Earth. The Birdman might have been sculpted not because there are men with beaked faces on Mars but artists who terra-form craters into the faces of Birdmen to amuse themselves or tell astronauts from elsewhere, "Hey, you! We're inhabited!"

Acknowledgments

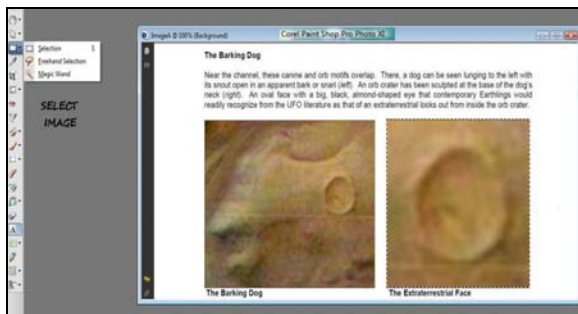
MARS wishes to thank the independent Mars anomaly researcher Ross Curley for providing the color filtering used to illustrate this paper.



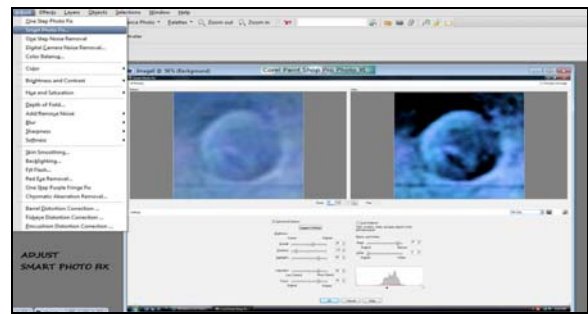
The Face of a Birdman Revealed, page 4

Methodology

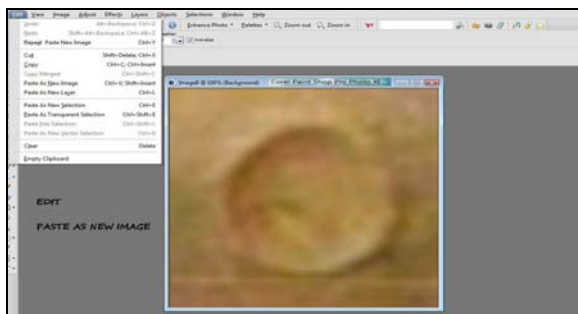
Step 1: In Corel Paint Shop Pro Photo XI, the image was selected using Select Image.



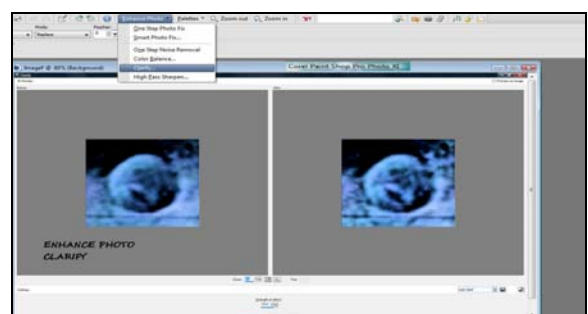
Step 4: Under Adjust, Smart Photo Fix was used to raise Highlights, Saturation, and Focus.



Step 2: The Edit option was selected to paste the image using the Paste as New Image option.



Step 5: The Enhance Photo option was then utilized to Clarify the resulting heightened image.



Step 3: The Image option was then selected to display the Image as a Negative Image in blue.



Step 6: The image, revealing another face on Mars, was posted on the World Wide Web.

